



MELTECA[®]
Quality laminated panels



Melteca® Cinnamon Ash
Melteca® Snowdrift

MELTECA®

MELTECA® Quality laminated panels are New Zealand's market leading low pressure laminate. Inspired by international and local trends, Melteca offers an extensive range of colours giving you variety and choice for your residential and commercial projects.

The high durability and easy clean nature of the melamine surface makes Melteca ideal for kitchen cabinetry, cupboards, drawers, shelving and furniture in the home. It can also be used for wall linings, furniture, shop fittings and other vertical surfaces in a commercial environment.

Each colour in the Melteca range has matching edgetape which protects the edges and gives important impact resistance.

Melteca is certified by Environmental Choice New Zealand as an environmentally preferable product and contributes to improved indoor air quality. This, coupled with a 7 year limited warranty, means Melteca offers you complete peace of mind for your project.

MELTECA® STANDARD COLOUR RANGE


Available in Naturale, Pearl, Satin, Woodgrain and Puregrain finishes.




For samples visit quickchip.co.nz



Snowdrift



Gentle Beige



Antique Wiluna White



Warm White



Alaskan



Silver Strata



Smoke Strand



Bliss Shitake



Putty



Paper Bark



Bleached Wenge



Oyster Linea



Whitewashed Oak



Ash Woodline



Tranquil



Dansk Maple



Refined Oak



Seasoned Oak



Aged Ash




Spring Maple



Affinity Maple



Golden Beech



Classic Cherry



NZ Tawa




Sublime Teak



Oiled Legno




Jarrah Legno



Moleskin



Streetlight



Mist




Rock Salt



Doe Skin



Husk



Velveteen



Cinnamon Ash




Oyster




Vienna



New Stainless Steel



Charred Oak



Zincworks



Greige Textile



Fog



Thistle



Caribbean



Memphis Blue



Provence Blue



Storm




Raspberry



Energise



Memphis Red



Char Blue



Sunflower




Juicy




Memphis Green




Bliss Cinder



Ash White



Baikal



Dawn Grey




Silver Vapour



Seal Grey




Brushed Silver




Carbon Vapour



New Graphite




Brushed Nickel



Iron Ore



Fossil




Domain



Brescia




Ironstone




Licorice Linea




Espresso Ligna




Dark Oak




Burnished Wood




Blackened Linewood



Bullet



Ebony Macassar



Blackened Legno



Black



Melteca® Hi-Gloss Charred Oak

Add the stunning look of gloss and a touch of luxury to your space with Melteca Hi-Gloss. Suitable for drawers and cabinet doors in the kitchen, Melteca Hi-Gloss is a more durable alternative to lacquer.

In fact, Melteca Hi-Gloss is also suitable for any vertical surface where the maximum smoothness and reflectance of a gloss surface is important.


MELTECA® Hi-Gloss COLOURS




Snowdrift



Warm White



Streetlight




Antique Wiluna White



Zincworks




Silver Strata




Oyster Linea



Refined Oak



Espresso Ligna



Charred Oak

Melteca Hi-Gloss panels available only
in MDF - 18mm 2400 x 1200 (nominal)

NOTE Due to slight variations in manufacturing conditions, minor colour variations from the original sample may occur.

MELTECA® FINISHES

The Melteca standard colour range are available in these finishes:*

By adding a dimension of depth, textures create not only a visual but also a tactile sensation - essential for perfect style.

Naturale. The most commonly used Melteca finish, Naturale creates a warm effect with minimal texture.

Satin. A flat soft finish that adds a touch of class to any modern décor.

Puregrain. A strong texture which not only looks like natural wood but feels like it too. Use it on woodgrain patterns or solid colours to soften and transform cabinetry and other vertical surfaces.

Woodgrain. A subtle timber texture designed to enhance the natural characteristics of woodgrains.

Pearl. A larger scale textured finish, Pearl creates movement on a vertical surface.



Melteca® Fire Retardant panels for wall linings

A hardwearing, durable panel, Melteca Fire Retardant is suitable for all wall linings where maximum fire resistance is important.

When tested for the purposes of determining the Group Classification in accordance with the New Zealand Building Code Verification Method C/VM2 Appendix A, Melteca Fire Retardant for wall linings return a Group 1-S rating, the highest possible rating.

Melteca Fire Retardant panels for wall linings are available in any of the standard Melteca colours, which gives you the freedom of various colours and patterns to choose from.



Melteca®
Bleached Wenge

Cover image Melteca® Espresso Ligna

For a sample visit quickchip.co.nz or call 0800 99 99 39
For more information on designing your kitchen visit decorumdesigns.co.nz

